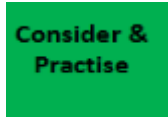


Key Learning: To identify and apply past and present tense Wednesday 13th January 2021.

Success Criteria:

- Spot the mistakes in the sentences.
- Know the definition of past and present tense.
- Change regular words from present to past tense.
- Sort verbs into present or past tense verbs.
- Can use an appropriate past tense verb to complete sentences.

Deepening: I can correctly apply the double consonant spelling rule.



Verb sorting activity.

Look at the verbs in the box below, sort them into present tense or past tense.

sleeping	shopping	kicked
laughed	walked	waves
		cooked
		hugs

Present tense	Past tense

Fill in the blanks activity.

Read the first sentence, it is in the present tense. Change the **ORANGE verb** to make the sentence past tense.

1. Nemo and Dory are **playing** hide and seek.

Nemo and Dory _____ hide and seek.

2. Marlin **wants** to find his son Nemo.

Marlin _____ to find his son Nemo.

3. Nemo **needs** to escape from the huge, scary sharks.

Nemo _____ to escape from the huge, scary sharks.

4. The deep, blue ocean **looks** ginormous to the small clownfish.

The deep, blue ocean _____ ginormous to the small clownfish.






5. The dentist was **cleaning** the dirty fish tank.

The dentist _____ the dirty fish tank.

Double consonant spelling rule.

Make these present tense verbs into past tense verbs.

Remember, if they end in **consonant, vowel, consonant** you will need to double the consonant.

- 1. hug  _____.
- 2. stop  _____.
- 3. hit  _____.
- 4. shout  _____.
- 5. plan  _____.