

Engage
(max 5 mins)



How do you feel about art?
Which metacognition colour do you feel you relate to most?

 <p>RED I don't know anything about it (yet)</p>	 <p>YELLOW I know a little but need some help</p>	 <p>GREEN I am confident</p>	 <p>BLUE I can coach</p>
--	---	--	--

Introduce

(5 mins)

Bridget Riley



Who is Bridget Riley?

She was born in South London.

No artist has ever made us aware of our eyes in the way Bridget Riley has.

The 'op art' became very popular in the 1960's

WALT: Draw and shade different lines


I can draw different lines

I can create darker and lighter lines

I can add colour to my lines




What can you spot in these pictures?



Bridget Riley uses combinations of different lines to create optical illusions in her artwork. Sometimes she uses different colours, other times she uses light and dark lines.

Using your pencil have a go at creating a pattern using light and dark lines to create a pattern.
You can use horizontal, vertical and diagonal lines.
Can you create an optical illusion using them?

Practise
and
consider



Top tip - draw a shape to fill with your line pattern.

Model **just in pencil this time!**




Complimentary colours

Going
Deeper



What are complimentary colours?

Now you have drawn your own lines in black and white can you draw some more, but adding some colour this time.



You are going to create your own Bridget Riley style op art lollipops using complimentary colours.

Going Deeper

