



This week's learning

This week you will be writing a newspaper article about James's escape from the horrible Aunt Sponge and Aunt Spiker.

Google "James and the Giant Peach, Taika Waititi, Episode 9" to listen to chapter 31 on YouTube. You can catch up on previous chapters from there too.

Lesson 1 - Recap: what are features of a newspaper?

Lesson 2 - Story mountain: what events from the story are you going to write about?

Lesson 3 and 4 - Writing your newspaper article.

There is a WAGOLL (What a good one looks like) newspaper and story mountain to support your learning.

Lesson 1

Identify the features of a newspaper

THE DOBCROFT TIMES
18th June 2020

A giant peach comes out of the sky!


On Sunday 14th June 2020, a giant peach landed on top of the Empire State Building in New York.

The peach had apparently come from London. It had been grown by magic beans that were given to a young boy called James.

James had a terrible life after his parents were killed by a vicious rhino that had escaped from a zoo. James was forced to live with his horrible aunts.

On Thursday, James entered the peach and met a variety of different insects. The peach then rolled into the sea. They nearly got gobbled up by hungry white sharks, but James devised a fabulous plan involving seagulls. The strong seagulls picked up the peach and flew them across the ocean to America!

At around 5pm, the peach landed. Firefighters have been working hard to rescue James and his insect family.



Have you ever seen anything like it before?

The people of New York were shocked to see a flying peach between the skyscrapers. Thousands of people stood in Central Park watching it safely land on top of Empire State Building.

What an extraordinary day!

Read through your WAGOLL newspaper.

Discuss: Can you remember any features of newspapers?

Remember: We wrote newspaper articles in February about the Titanic.

Lesson 1

Identify the features of a newspaper

Newspaper features:

- Name
- Headline
- Introduction
- Main part
- Conclusion
- Pictures with captions

Can you find each of these?



THE DOBCROFT TIMES

18th June 2020

A giant peach comes out of the sky!

On Sunday 14th June 2020, a giant peach landed on top of the Empire State Building in New York.

The peach had apparently come from London. It had been grown by magic beans that were given to a young boy called James.

James had a terrible life after his parents were killed by a vicious rhino that had escaped from a zoo. James was forced to live with his horrible aunts.

On Thursday, James entered the peach and met a variety of different insects. The peach then rolled into the sea. They nearly got gobbled up by hungry white sharks, but James devised a fabulous plan involving seagulls. The strong seagulls picked up the peach and flew them across the ocean to America!

At around 5pm, the peach landed. Firefighters have been working hard to rescue James and his insect family.



Have you ever seen anything like it before?

The people of New York were shocked to see a flying peach between the skyscrapers. Thousands of people stood in Central Park watching it safely land on top of Empire State Building.

What an extraordinary day!

Label the features of a newspaper

Use the Star Words at the bottom of the page to label the features of a newspaper.

THE DOBCROFT TIMES
28th June 2020

A giant peach comes out the sky!

On Sunday 14th June 2020, a giant peach landed on top of the Empire State Building in New York.

The peach had apparently come from London. It had been grown by magic beans that were given to a young boy called James. James had a terrible life after his parents were killed by a vicious rhino that had escaped from a zoo. James was forced to live with his horrible aunts.

On Thursday, James entered the peach and met a variety of different insects. The peach then rolled into the sea. They nearly got gobbled up by hungry white sharks, but James devised a fabulous plan involving seagulls. The strong seagulls picked up the peach and flew them across the ocean to America!

At around 5pm, the peach landed. Firefighters have been working hard to rescue James and his insect family.

The people of New York were shocked to see a flying peach between the skyscrapers. Thousands of people stood in Central Park watching it safely land on top of Empire State Building.

Have you ever seen anything like it before?

What an extraordinary day!

Star Words		
Conclusion	Picture and caption	Headline
Newspaper title	Main text	Introduction

Lesson 2

Story Mountain

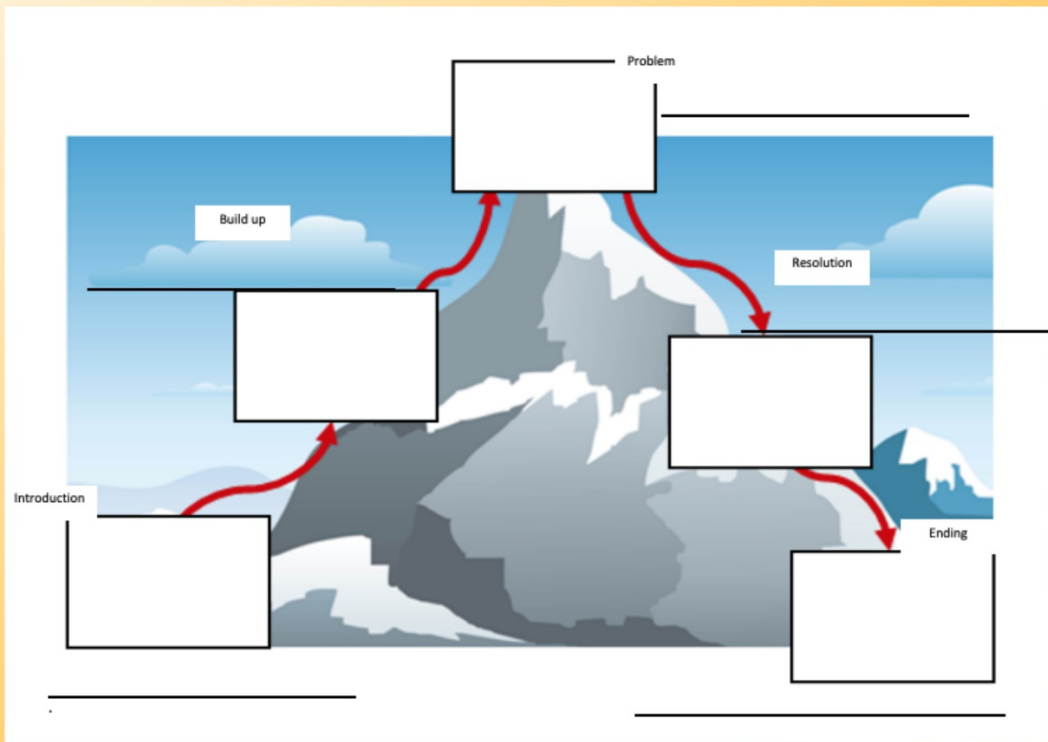
To help us plan our newspaper story we can use a story mountain.

My example takes us through the peach landing in New York City. Which part of *James and the Giant Peach* will you write about?

You may want to pick your favourite chapter, or summarise the whole book!

Remember: You can listen to chapters of the story read on YouTube by Taika Waititi.

This is our story mountain sheet.
We will look at each section in turn.




Introduction

What happens first in your story?

WAGOLL

Introduction




This is the only home you'll ever have.

James's parents died, so he had to
live with his horrible aunts.

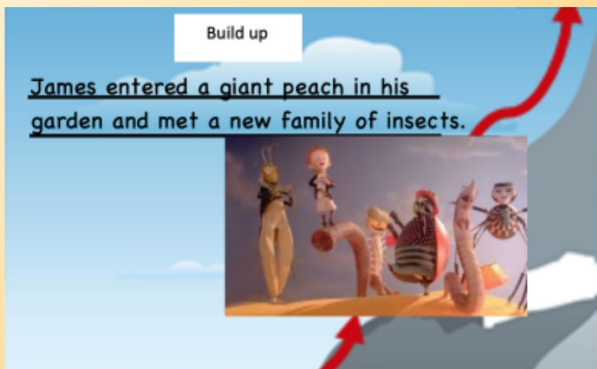
Your turn

Introduction



Build up
How does the main event start?

WAGOLL




Your turn



Problem

What has gone wrong? Does someone need help, and with what?

WAGOLL

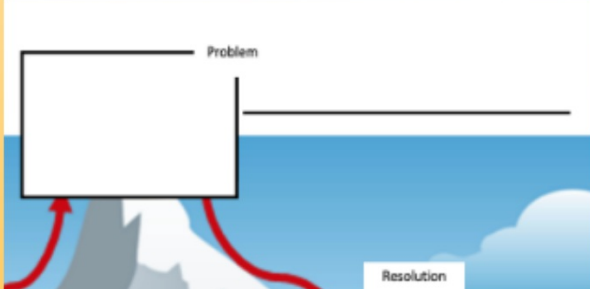


Problem

One day, the peach rolled into the sea!
It was very dangerous.

The image shows a peach floating on the surface of the sea under a cloudy sky. Two red arrows point upwards from the bottom of the image towards the peach.

Your turn



Problem

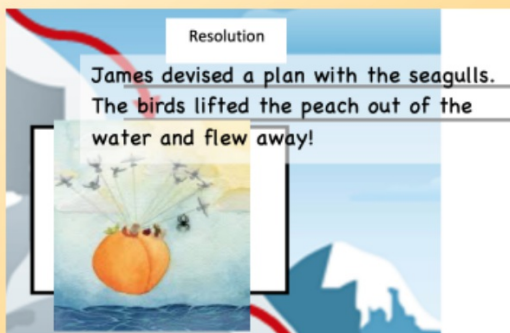
Resolution

The image shows a template for a problem and resolution. It features a large white box for the problem, a horizontal line for the problem description, and a smaller white box for the resolution. Two red arrows point upwards from the bottom of the image towards the problem box.

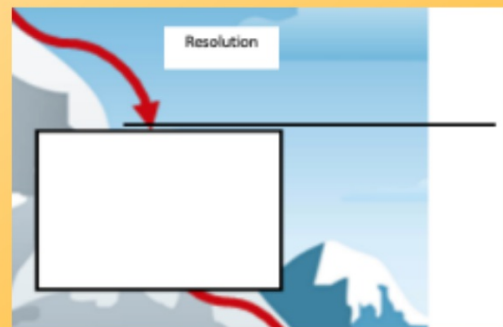
Resolution

How do the characters get out of this mess?

WAGOLL



Your turn



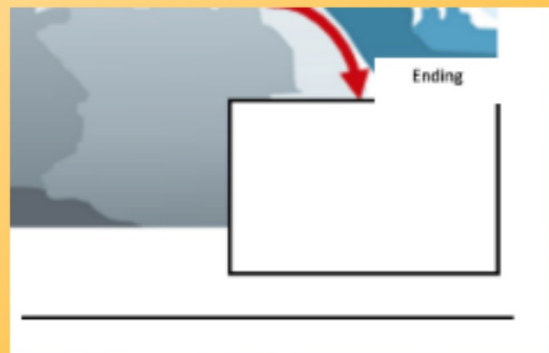
Ending

Did they get out of their problem? Where are they now?

WAGOLL



Your turn



Lesson 3 and 4 - do this over two sessions

Writing our newspapers

This sheet is provided to help you with each section.

Writing your newspaper article

1. Newspaper title

What is your newspaper called? Is it for a place?

Examples:

- The Sheffield Star
- The Dobcroft Times
- News Today

2. Headline

This is what people will read first! Catch their attention and make them want to read your story.

Examples:

- Flying fruit in the sky!
- A giant peach lands in New York!

3. Introduction

Tell us what you are going to be writing about.

- What happened?
- When did this happen?
- Who was involved?

4. Main text

Tell the whole story. This needs a beginning, middle and end. These questions are ideas you could answer in your article:

- Who is James?
- Why is he in a peach?
- Who else was on board?
- How did the peach get to New York?
- When did it land?
- What happened to everyone?

5. Conclusion

The conclusion goes at the end, to finish the article. It often reminds us of the most important information from the story.

- What did people think of the event?

6. Picture and caption

Pictures are great for grabbing the readers' attention.

- Draw a picture of what happened in New York.
- Make it colourful to catch the reader's eye!
- Write a caption for the picture to tell us what we're looking at.

1. Let's look at some newspapers' names.

The Sheffield Star



Milhouses Local



The New York Times



- The Guardian
- Daily Mirror
- The Sun
- Daily Mail
- The Times
- Daily Express

Sheffield Today



The Evening Sun



Lancaster Guardian



1. Newspaper Title



What will you call your newspaper?

Write your title in the purple box on your sheet.

A large, empty rectangular box with a purple border, intended for writing the newspaper title. Below it, a smaller red-bordered box is partially visible.

Remember:

Newspaper titles don't have full stops, question marks or exclamation marks.

They can be written in ALL CAPITAL LETTERS

The box may also include today's date.

2. Headline

The Peach has landed!

Flying fruit in the sky!

James's peach came to town.

A strange day.

A giant peach lands in New York!

Peach in the sky.


Which are your favourites? Why?

(Think: Which sound the most interesting when read aloud?)

2. Headline

A giant peach comes out of the sky!

Write your headline in the red box on your sheet.

A worksheet template with a red box for writing a headline. The template includes a purple line at the top, a red box in the center, a yellow line at the bottom, and a blue line at the bottom right.

Challenge: Can you use an exclamation mark?

3. Introduction

Your introduction should include:

What was the event?

When it happened?

Where did the peach land?

Past tense verbs

(-ed endings, was, were)

On Sunday 14th June 2020, a giant peach landed on top of the Empire State Building in New York.

The peach had apparently come from London. It had been grown by magic beans that were given to a young boy called James.



Write your introduction in this section:

(*PARENTS: Recommended end of session 3)

5. Conclusion

What happened when the peach landed in New York?

WAGOLL

People of New York were shocked to see a flying peach between the skyscrapers. Thousands of people stood in Central Park watching it safely land on top of Empire State Building.

What an extraordinary day!

Write yours!



Challenge - Add an exclamation mark!

6. Picture and caption

Pictures are great for grabbing the readers' attention.



Have you ever seen anything like it before?

Draw and colour in a picture of what happened in your article.

Write a caption to title the picture.

A large, empty rectangular box with a thin blue border, intended for drawing. Below it is a smaller, empty rectangular box with a thin blue border, intended for writing a caption.

Congratulations, you're a journalist!

