






Engage

What type of charts have we looked at during our Computing and Maths lessons?

### Tally Chart

Minibeast tally chart

Introduction  
Use the tally chart to record how many minibeasts you can find.

Minibeast	Tally	Total
		5
		1
		2
		0
		1

### Pictogram



### Bar Chart



Did you find it easier to create your charts using a computer or on paper?

**WALT:** explain what is meant by 'private' and 'keeping things private'.

**Context:** Computing - E-Safety

- I understand what an attribute is.
- I understand that we can use attributes to collect data.
- I understand that some information should be kept private.
- I can identify appropriate types of information that can be shared online and suggest ways to protect this.




data

information

attribute

private

appropriate

 What is an attribute?

An attribute is a way to describe something.  
When we collect data, we use attributes to describe and group our data together.

**Attributes we use are things like...**

Number of wheels



Number of legs

Introduce

Last week, lots of you collected data about the people in your class.

Pets at home



Eye colour



**What personal attributes did you collect data about?**



Favourite food



Favourite colour



## Is it safe to share?

When you have used attributes to collect data about others in your class, you have been collecting personal information.

You then shared that data by creating a chart.

**Let's think about the following questions.  
Respond with thumbs up or down.**





Is it safe to share?



**Is it always okay to share data?**

It isn't OK to share personal information about someone else without their permission.

Some data might be personal, and you might not want to share it with others.





Is it safe to share?



**Can you give data to anyone  
who asks?**

It isn't OK to share personal information with strangers.

It is always OK to say NO.



Is it safe to share?



**Can you share any data about yourself?**

Some data is personal and should not be shared with others.





Who knows personal things about you?

Family



Teachers

Doctors



Dentist

These people know personal information because they look after you, or they need to know certain information to do their job!

But sometimes our personal information should be kept private.

Practise  
and  
consider

In your table groups, sort the personal information into two piles.



**Okay to be shared  
with others.**



**Should be kept  
private.**

**Favourite food**

**Phone number**

**name of pet**

**Date of birth**

**Favourite animal**

**full name**

**hair colour**

**Address**

## ANSWERS!

Practise  
and  
consider




Okay to be shared  
with others.

**Favourite food**

**name of pet**

**Favourite animal**

**hair colour**



Should be kept  
private.

**Date of birth**

**Phone number**

**full name**

**Address**



How could you respond **politely** if someone asks you for personal information that you don't want to share?

Sorry, I can't tell you.

Sorry, I don't want to answer that.

Sorry, that is private.

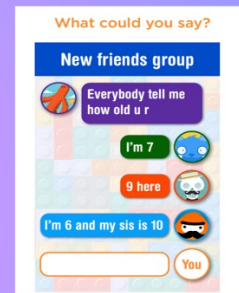

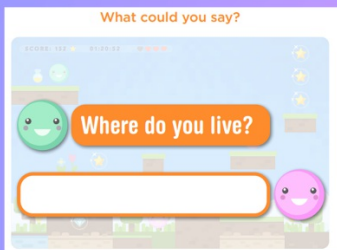
**If you are unsure, always check with a trusted adult!!!**

**Discuss the scenarios on your table.**

Independent



How would you respond, making sure you only give a suitable amount of information?



**When you have discussed them, we are going to create some information videos to teach others about keeping information private!**

1. Each person needs to choose one scenario.
2. Choose someone in your group to record how you would respond to this scenario.
3. Upload the video to your Seesaw account.

# Seesaw guide

Independent

## 1. Click on "add response"

**Keeping Information Private**  
Record a video explaining how you would respond to your chosen scenario.  
Upload it to your Seesaw account when you have finished.

0 Responses, 0 Waiting for Approval, 0 Drafts, 30 Not Responded + Add Response

Assigned on Mar 20 at 03:54 PM  
Assigned to All Students

## 2. Select your name

Select Student

- Abigail Oliver
- Alfie Drydale
- Bryony Davies
- Delyth Ropke
- Edward Farrant
- Elsa Forrester
- Elsbeth Walkington

## 3. Select Video

Photo Drawing Video

Upload Note Link



Deepening

Let's share some of our ideas with the rest of the class!

**Think about the following questions as you listen to the ideas of others.**



Do you agree?



Would you respond in a different way?



Do you have any other ideas to add?

Reflection

**Give some examples of personal information that should not be shared.**