

Rainbow Words

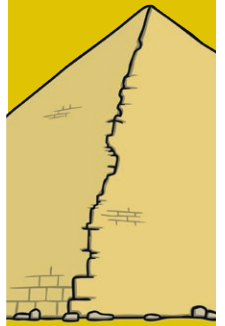
First, write your spelling words in pencil.
Trace over the words 5 times using a different
coloured crayon each time.



Pyramid Writing


Pyramid write your spelling words.
Try to write them neatly!

Example: s
 so
 som
 some



ABC Order

Write out your spelling words in
alphabetical order.



Fancy Letters

Write out each of your spelling words using
fancy writing. Your letters could be
curly or dotty.



Headlines

Cut letters out of newspapers and magazines to spell out your words. Stick them down to a piece of paper.



Curly Words

Firstly, write your spelling words out in normal letters. Then, write them again in curly letters!



Tell a Story

Write a story using all of your spelling words. Make sure you underline your spelling words.



Three Times

Write each of your spelling words three times using a different coloured crayon or pen each time.



Acrostic Poem

Choose one of your spelling words.
Write an acrostic poem using that word.
Illustrate your poem.

Example: sun

Summer is here
Under the rays
New flowers grow



Blue Vowels

Write each of your spelling words.
Trace the vowels in your words with a
blue coloured pencil.

Vowels: a e i o u

a e i o u
i u a o e
a e i o u
a o i e u
u e i o a
o a i e u
a e i o u
i u a o e
a e i o u
a o i e u
u e i o a
o a i e u

Spelling Shapes


Count your spelling words. Draw one shape
for each word. Now, write a spelling word in
each of the shapes.

Example:



Upper and Lower

Write each of your spelling words two times.
First, write each word in upper case letters.
Then, write each word in lower case letters.



3D Words

Make your spelling words out of playdough or clay.



twinkl.co.uk

Connect the Dots

Write your spelling words using dots. Connect the dots you've drawn by tracing over them with a coloured pencil.

twinkl.co.uk

Spelling Flowers

Draw a big flower. Write each of your spelling words on one of the petals.



twinkl.co.uk

Air Write

Write your spelling words in the air with your finger. Ask someone to read your words as you write. You could also ask someone to air write while you read the word!



twinkl.co.uk

Foam Letters

Write your spelling words in cream or foam.



Magnetic Letters

Use your magnetic letters to write your spelling words.

