

Home Learning Pack

YEAR 2



What is this Home Learning Pack for?

Due to the Coronavirus, schools are closed / may risk closing in the near future. Here at Primary Stars Education we want to ensure that your children can keep learning while they are at home and that you are prepared in these unpredictable times.

How do I teach this pack?

There is no requirement to have specific curricular knowledge. These packs cover content from previous lessons, therefore children should already have an understanding of the concepts.

What else can I use alongside this pack?

We have also provided free editable PowerPoint presentations that can be used interactively or printed out to work on. There are also many free downloadable resources on the internet for a range of subjects.

Government Guidance - Hygiene for children

[e-Bug](#) resources are recommended by the National Institute of Clinical Excellence to teach pupils about hygiene. Useful key sections are:

1. KS1: Horrid Hands and Super Sneezes

[Horrid hands](#)

[Super sneezes](#)

2. KS2: Hand Hygiene and Respiratory Hygiene

[Hand hygiene](#)

[Respiratory hygiene](#)

YEAR 2

Multiplication & Division


Odd & Even Numbers

To avoid wasting paper & ink,
please do not print this page.



Odd and even trail


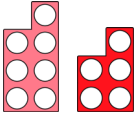



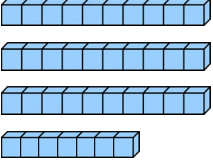





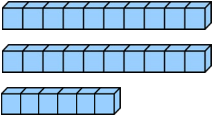

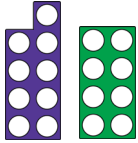
Help Nutmeg the squirrel get home by colouring the odd numbers to make a path.




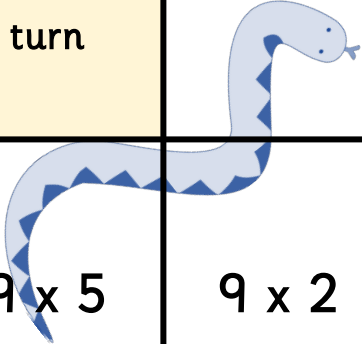
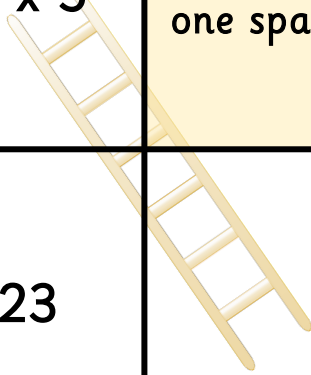

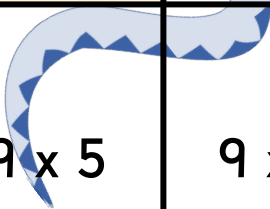
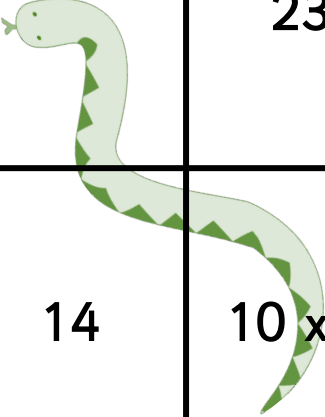
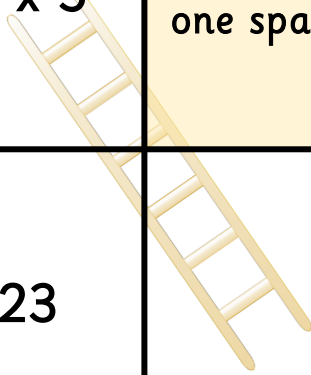
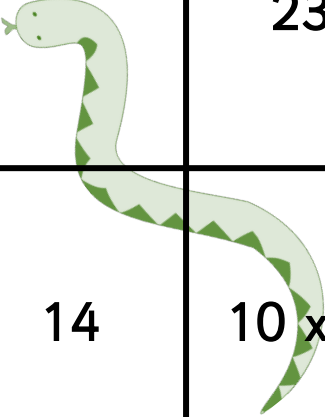
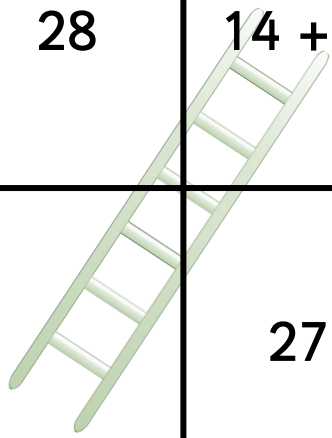
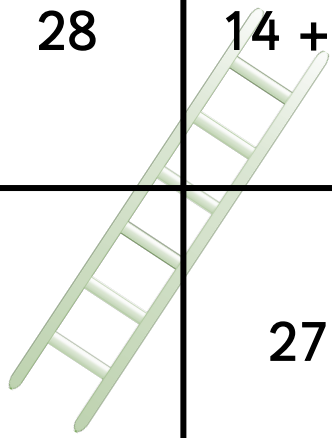
Odd and even numbers

Cut and stick the pictures under the correct headings.

Odd Numbers	Even Numbers

			
14			
			
		43	

Is the number odd or even?

FINISH	8×2	39	$60 \div 5$ 	Take another turn	
1	7×5 	Go back one space		9×5 	9×2
	23		26	$50 \div 10$	15
14	10×2 	5	Move forward one space	28	$14 + 5$ 
Go back to the start	13	3×10	98		27
START	21	$3 + 5$	15	$40 \div 10$	13

Shared between

$$4 \div 2$$

$$6 \div 2$$

$$12 \div 2$$

$$14 \div 2$$

$$10 \div 5$$

$$15 \div 5$$

$$20 \div 5$$

$$30 \div 5$$

$$20 \div 10$$

$$30 \div 10$$

$$60 \div 10$$

$$100 \div 10$$

Divide by 2, 5 and 10

Use your knowledge of division facts to answer the following calculations.

$4 \div 2 =$

$10 \div 10 =$

$15 \div 5 =$

$30 \div 5 =$

$60 \div 10 =$

$50 \div 10 =$

$24 \div 2 =$

$0 \div 10 =$

$16 \div 2 =$

$8 \div 2 =$

$120 \div 10 =$

$14 \div 2 =$

$60 \div 5 =$

$20 \div 2 =$

$2 \div 2 =$

$5 \div 5 =$

$110 \div 10 =$

$25 \div 5 =$

$40 \div 10 =$

$12 \div 2 =$

$30 \div 10 =$

$45 \div 5 =$

$6 \div 2 =$

$70 \div 10 =$

$22 \div 2 =$

$20 \div 5 =$

$55 \div 5 =$

$80 \div 10 =$

$0 \div 2 =$

$10 \div 5 =$

$20 \div 10 =$

$18 \div 2 =$

$50 \div 5 =$

$100 \div 10 =$

$10 \div 2 =$

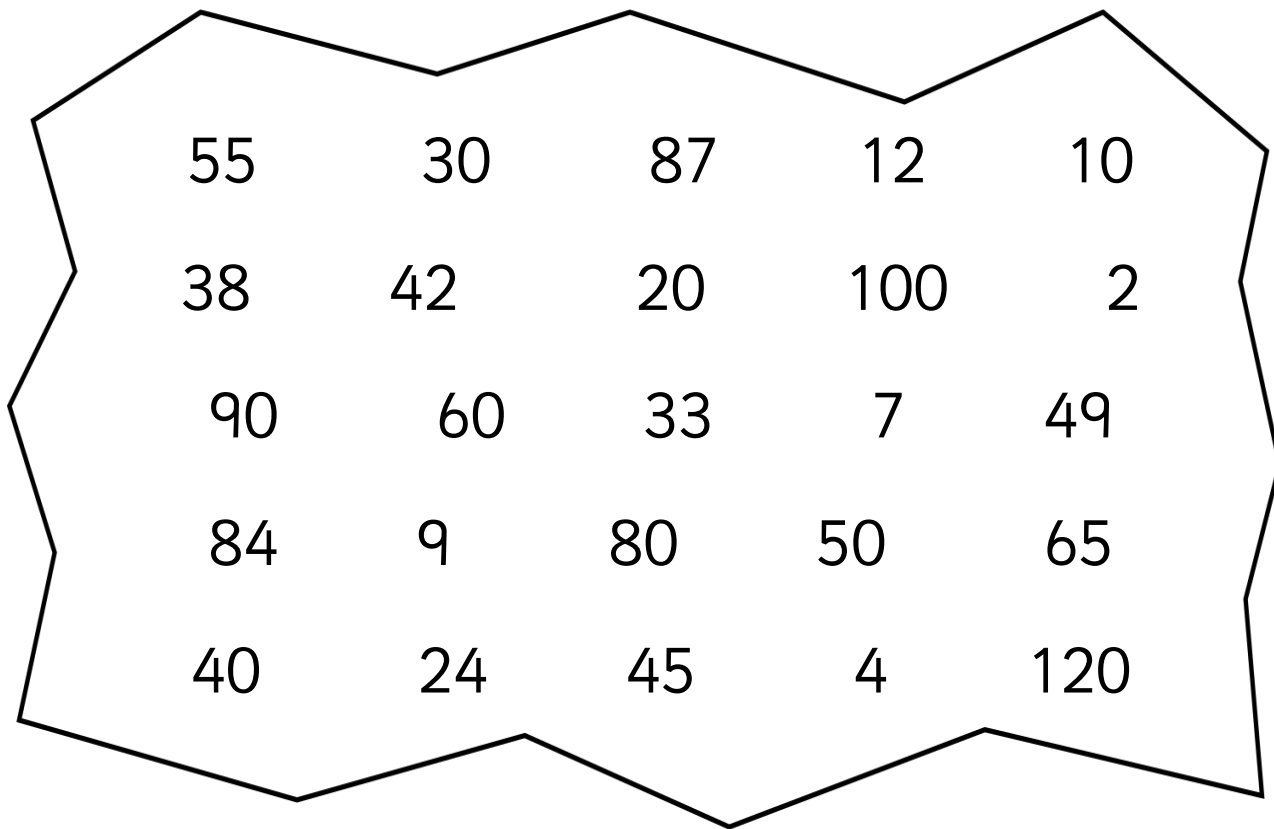
$90 \div 10 =$

$40 \div 5 =$

$35 \div 5 =$

Divide by 10

Circle the numbers that are divisible by 10.



Complete:

- | | | | |
|---|--|---|---|
| a | $100 \div 10 = \underline{\quad}$ | g | $\underline{\quad} \div \underline{\quad} = 12$ |
| b | $\underline{\quad} \div \underline{\quad} = 6$ | h | $50 \div 10 = \underline{\quad}$ |
| c | $80 \div 10 = \underline{\quad}$ | i | $\underline{\quad} \div \underline{\quad} = 3$ |
| d | $110 \div 10 = \underline{\quad}$ | j | $10 \div 10 = \underline{\quad}$ |
| e | $\underline{\quad} \div \underline{\quad} = 9$ | k | $70 \div 10 = \underline{\quad}$ |
| f | $20 \div 10 = \underline{\quad}$ | l | $40 \div 10 = \underline{\quad}$ |

Make equal groups - sharing

Write a number sentence to show the answer.

- a Kat has 15 sweets that he shares equally between 3 friends.

$$\underline{15} \div \underline{3} = \underline{\quad\quad} \text{ for each friend.}$$

- b Mo has 12 buttons that she needs to share between 3 shirts.

$$\underline{\quad\quad} \div \underline{\quad\quad} = \underline{\quad\quad} \text{ buttons for each shirt.}$$

- c Jess has 20 oranges that she needs to share between 5 bowls.

$$\underline{\quad\quad} \div \underline{\quad\quad} = \underline{\quad\quad} \text{ in each bowl.}$$

- d Che has 16p that he needs to share equally between 8 friends.

$$\underline{\quad\quad} \div \underline{\quad\quad} = \underline{\quad\quad} \text{p for each friend.}$$

- e Sue has 18 marbles that she shares equally between 3 jars.

$$\underline{\quad\quad} \div \underline{\quad\quad} = \underline{\quad\quad} \text{ in each jar.}$$

- f Matt has 9 cupcakes that he shares equally between 3 friends.

$$\underline{\quad\quad} \div \underline{\quad\quad} = \underline{\quad\quad} \text{ for each friend.}$$



I can share 20 biscuits equally between my 6 friends.

Is Ben correct? Explain your answer.

YEAR 2

Fractions

To avoid wasting paper & ink,
please do not print this page.




Fraction match cards

Match the word to the correct fraction then show the fraction in the circle.


one quarter

$$\frac{1}{2}$$




two thirds

$$\frac{1}{3}$$




one half

$$\frac{2}{3}$$




three quarters

$$\frac{1}{4}$$



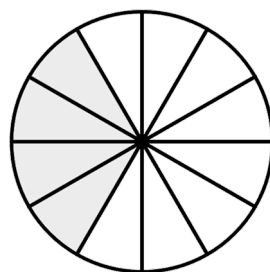
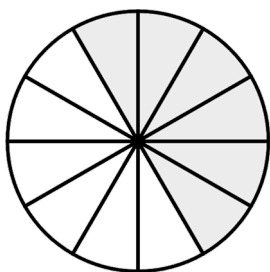
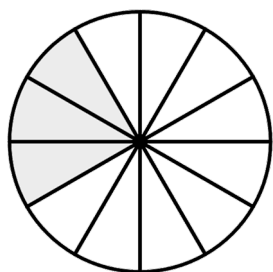
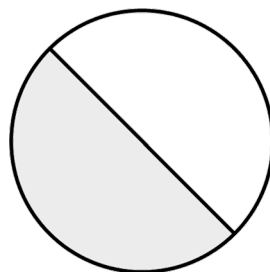
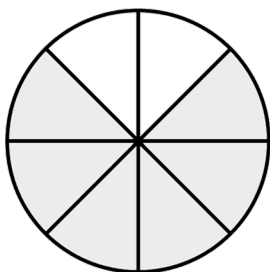
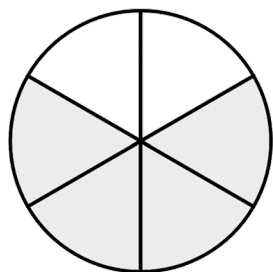
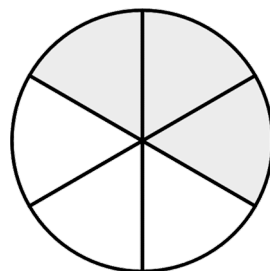
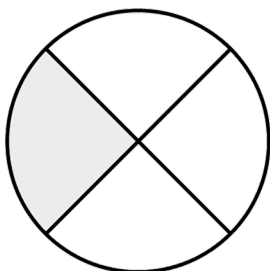
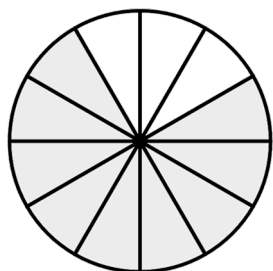
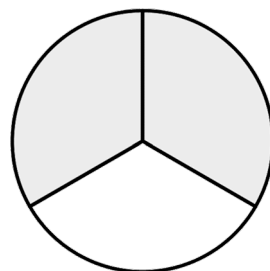
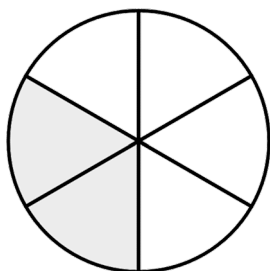
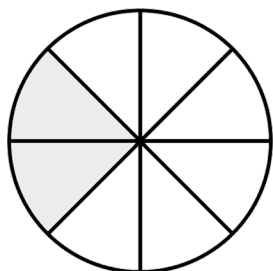
one third

$$\frac{3}{4}$$



Recognising fractions


Write the fraction shaded. Challenge: Can you write the fractions of the non-shaded part?



Finding fractions of amounts

Colour the correct number of items to help you find fractions of amounts.

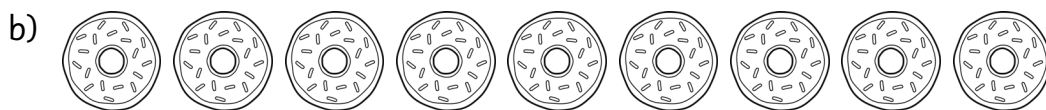
Example:



$$\frac{1}{3} \text{ of } \underline{3} = \underline{1}$$



$$\frac{1}{4} \text{ of } \underline{\quad} = \underline{\quad}$$



$$\frac{2}{3} \text{ of } \underline{\quad} = \underline{\quad}$$




$$\frac{3}{4} \text{ of } \underline{\quad} = \underline{\quad}$$



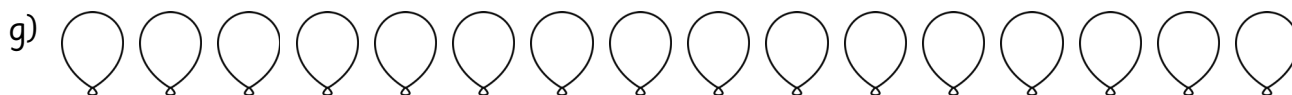
$$\frac{1}{2} \text{ of } \underline{\quad} = \underline{\quad}$$



$$\frac{1}{4} \text{ of } \underline{\quad} = \underline{\quad}$$



$$\frac{1}{3} \text{ of } \underline{\quad} = \underline{\quad}$$




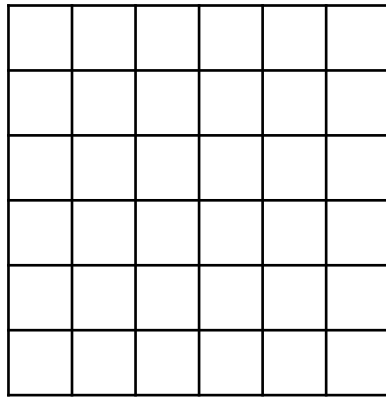
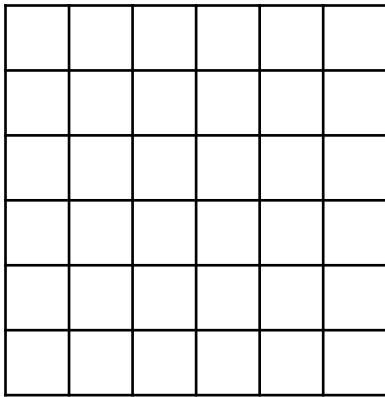
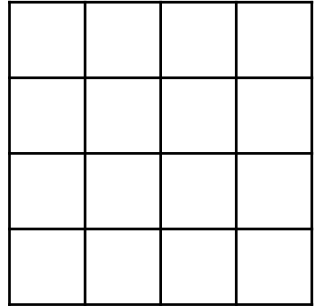
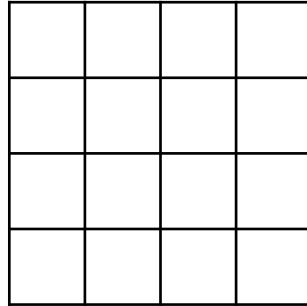
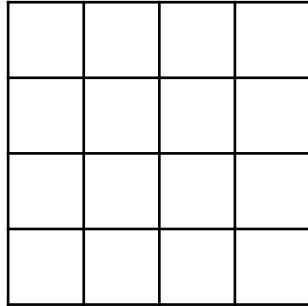
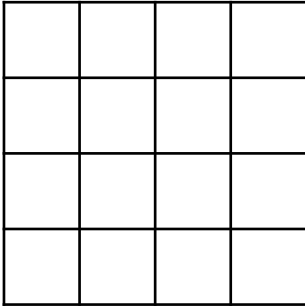


$$\frac{3}{4} \text{ of } \underline{\quad} = \underline{\quad}$$

Equal parts

Use different colours to show how this shape can be split into equal parts.

How many different ways can you find? Use grid paper to show this.



Challenge: Draw a 10x10 grid. Can you show symmetry by making equal parts?

YEAR 2


Statistics

To avoid wasting paper & ink,
please do not print this page.



Extension – Tally charts


Children were asked what their favourite fruit was. The answers are shown below:



Use the fruit above to complete the tally chart:

Fruit	Tally	Total

- Which fruit was the most popular? _____
- Which fruit was the least popular? _____
- How many more red apples than green? _____
- How many people were surveyed altogether? _____
- Order fruits from most to least popular: 1. _____









- _____
- _____
- _____
- _____
- _____
- _____
- _____

Roll that dice!



Take turns with your partner to roll the dice 25 times each.
Record each roll on the tally chart below.

Number Rolled	Tally	Total
		
		
		
		
		
		

1. Which number was rolled the most? _____. How many times? _____
2. Which number was rolled the least? _____. How many times? _____

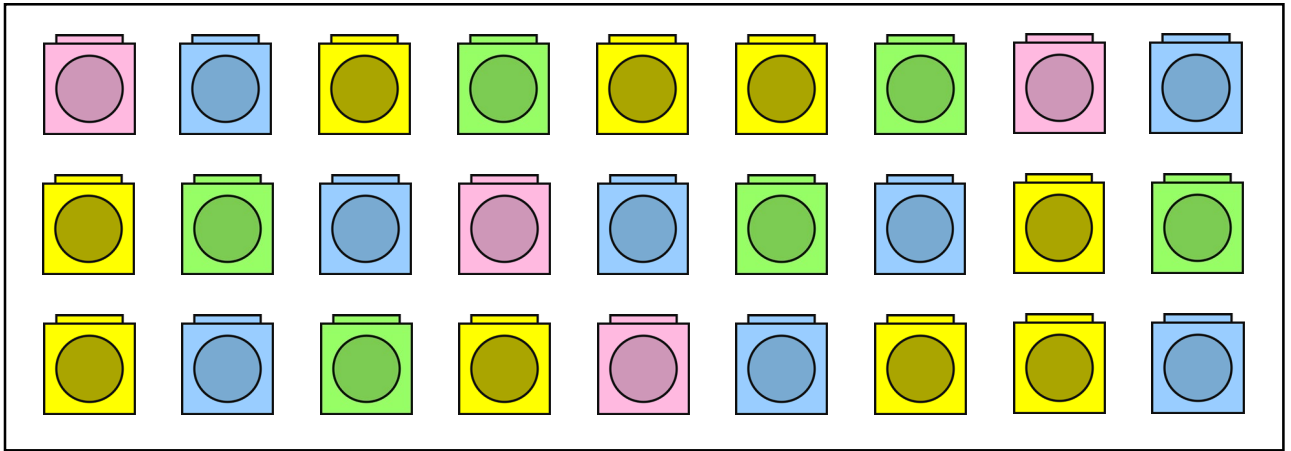
Using the tally chart, create 3 of your own questions for your partner to solve.

1. _____
2. _____
3. _____

Extension – Pictograms



Children picked their favourite colour of cube.



Create a pictogram to show how many of each colour were chosen.

Cube		Total
Pink		
Green		
Blue		
Yellow		

- Which colour was the most popular? _____
- Which colour was the least popular? _____
- How many more blue than green ? _____
- How many fewer pink than yellow? _____
- How many children voted? _____








- Order the cubes from most to least popular: _____

Fruit Pictograms

Complete the tally chart to show Year 2's favourite fruit.

Fruit	Tally	Total
Green apple		
Red apple		9
Pear		
Banana		
Strawberry		7
Orange		
Cherry		3

Use the information from the tally chart to complete the pictogram below:

9							
8							
7							
6							
5							
4							
3							
2							
1							
							
	Green apple	Red apple	Pear	Banana	Strawberry	Orange	Cherry

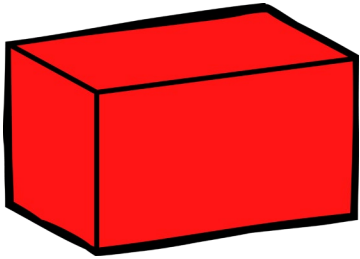
Shape

To avoid wasting paper & ink,
please do not print this page.

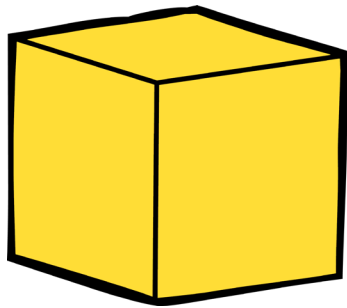



3D shapes



Cut out the cards and match them by shape, name and real-life object.




sphere



cylinder



cube

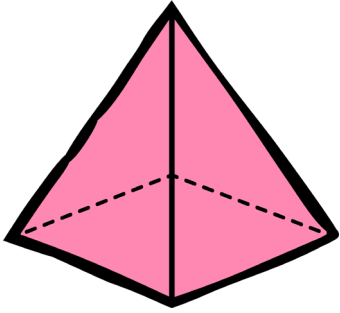


cuboid

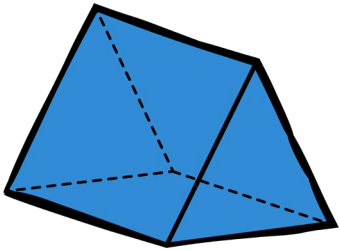



3D shapes

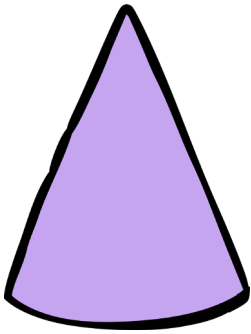

Cut out the cards and match them by shape, name and real-life object.



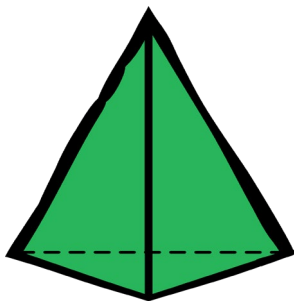
cone




square-based
pyramid



tetrahedron









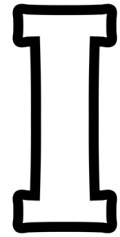







triangular
prism



Lines of symmetry

Draw as many lines of symmetry as you can find on the letters below.




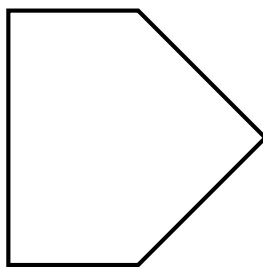







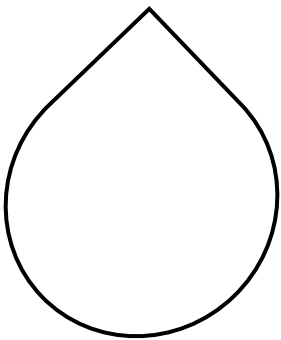

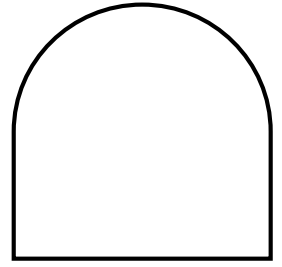

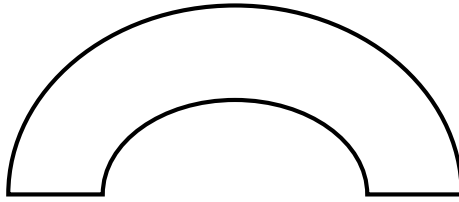

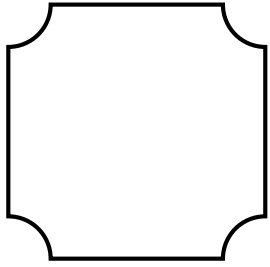
Write the number of lines of symmetry you have found in the boxes provided.



Lines of symmetry

Draw as many lines of symmetry as you can find on the shapes below.



Write the number of lines of symmetry you have found in the boxes provided.





Draw 2D shapes

Use the clues to draw the 2D shapes on the geoboards and the square boards.



Draw and name shape
with 2 long sides and 2
short sides.



Draw and name shape
with more than 5 sides
but less than 7 sides.



Draw and name shape
with 8 vertices.



Draw and name shape
with 5 sides.

